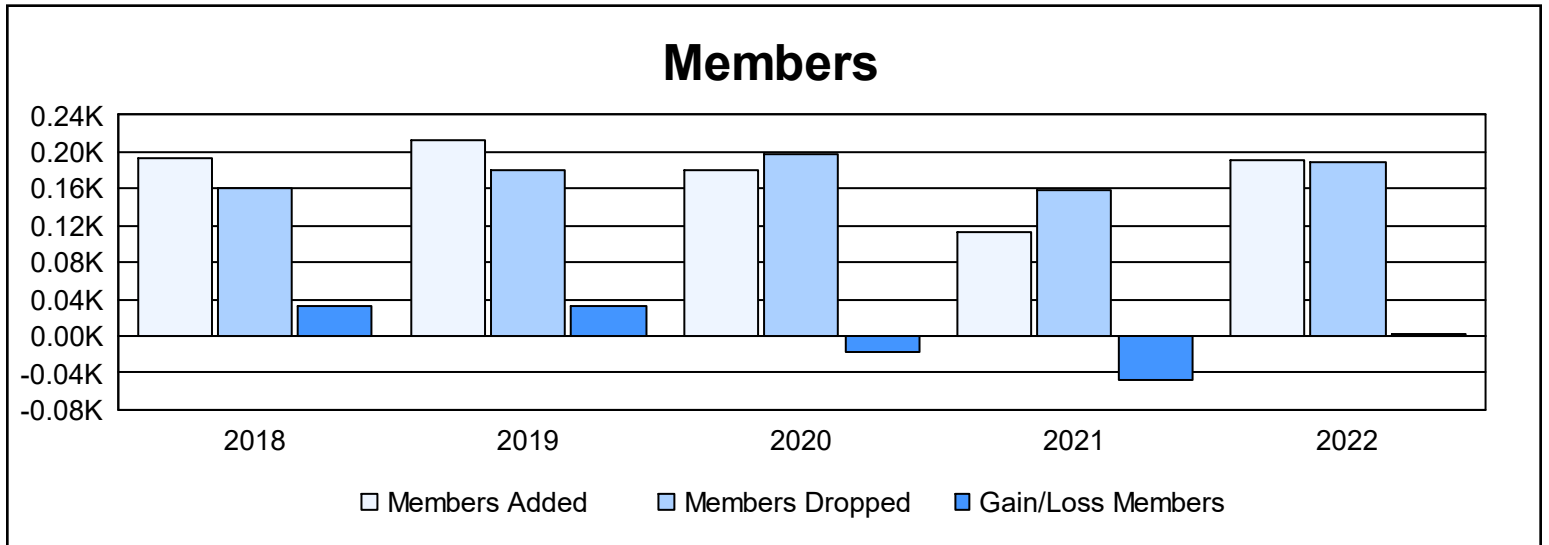
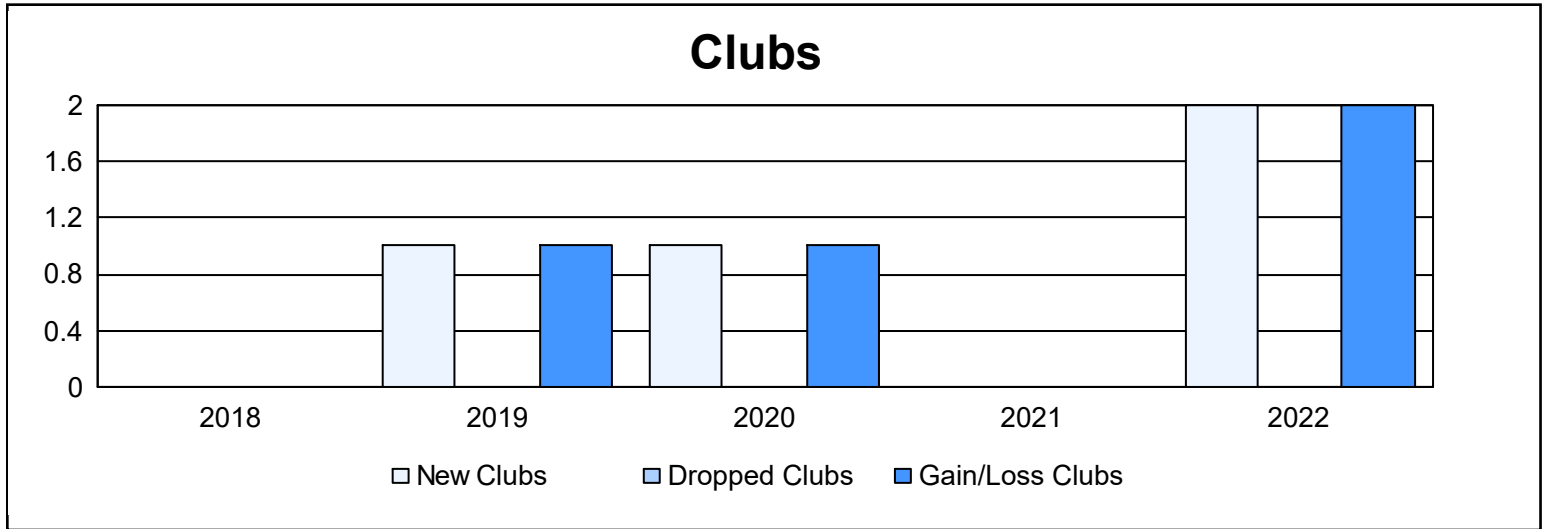
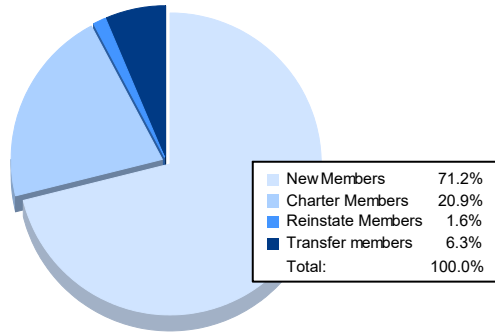


Year	New Clubs	Dropped Clubs	Gain/ Loss Clubs	New Members	Charter Members	Reinstate Members	Transfer Members	Total Member Added	Total Members Dropped	Gain/ Loss Members
2017-2018	0	0	0	179	2	1	11	193	160	33
2018-2019	1	0	1	183	20	1	9	213	180	33
2019-2020	1	0	1	144	26	4	6	180	197	-17
2020-2021	0	0	0	99	0	1	12	112	159	-47
2021-2022	2	0	2	136	40	3	12	191	189	2
<b>Average</b>	<b>1</b>	<b>0</b>	<b>1</b>	<b>148</b>	<b>18</b>	<b>2</b>	<b>10</b>	<b>178</b>	<b>177</b>	<b>1</b>



### Membership Composition June 2022 Cumulative



### Gender Composition June 2022 Cumulative

